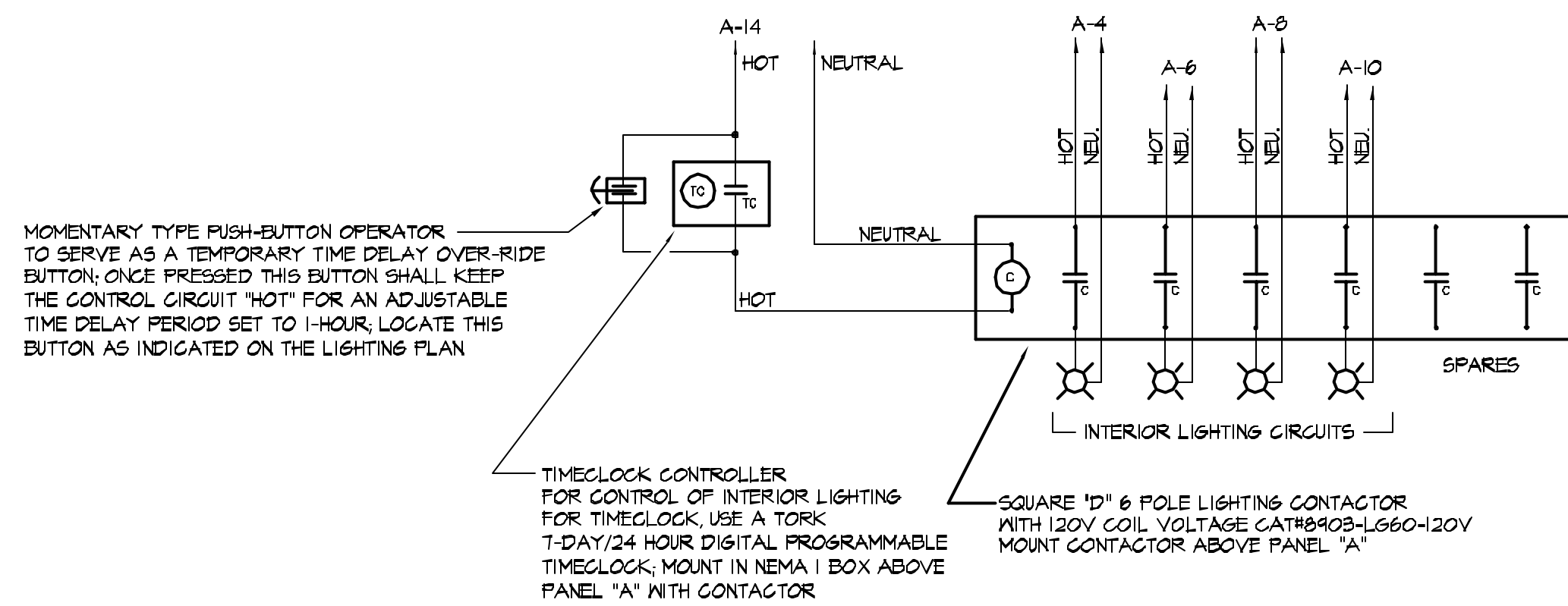


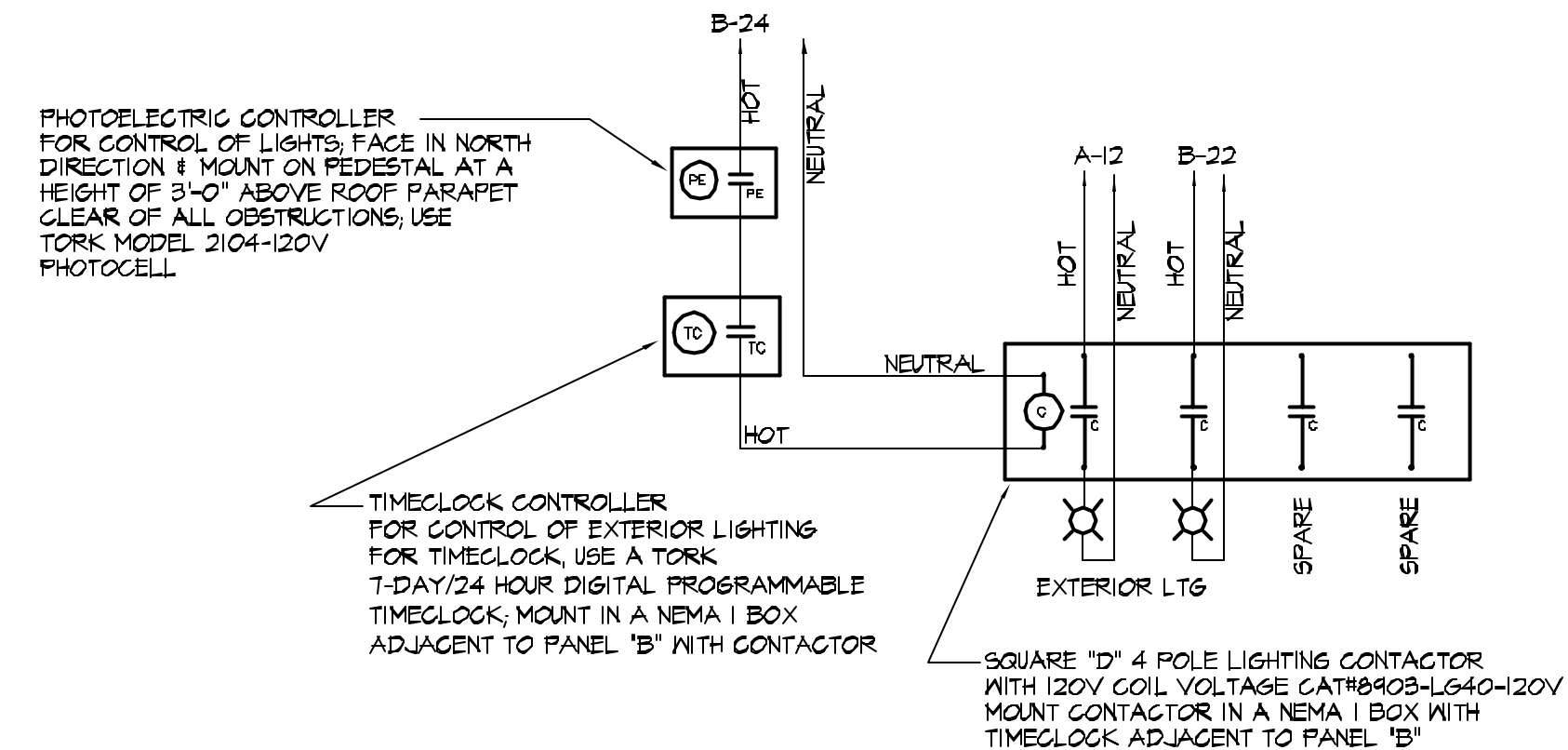
**SEQUENCE OF OPERATIONS:**  
 THE TIMECLOCK SHALL BE PROGRAMMED TO TURN "OFF" ALL INTERIOR LIGHTING CIRCUITS DURING THE DESIGNATED "AFTER HOURS" TIMEFRAME. THE EC SHALL ALSO PROVIDE AND INSTALL ONE (1) OVER-RIDE BUTTON AS SHOWN TO ALLOW FOR ONE (1) ONE-HOUR OVER-RIDE. THE TIMECLOCK SHALL BE PROGRAMMED FOR "OFF" AT MIDNIGHT & BACK ON AT 6 AM THE NEXT DAY. ALL NITE LIGHTS AND EXIT LIGHTS ARE WIRED AHEAD OF THIS CONTROL CIRCUIT TO BE "ON" AT ALL TIMES FOR SECURITY AND EGRESS LIGHTING PURPOSES.

**3** MAIN LEVEL INTERIOR LIGHTING ENERGY COMPLIANCE "AUTO-OFF" CONTROL SCHEMATIC  
 E9 SCALE: N.T.S.



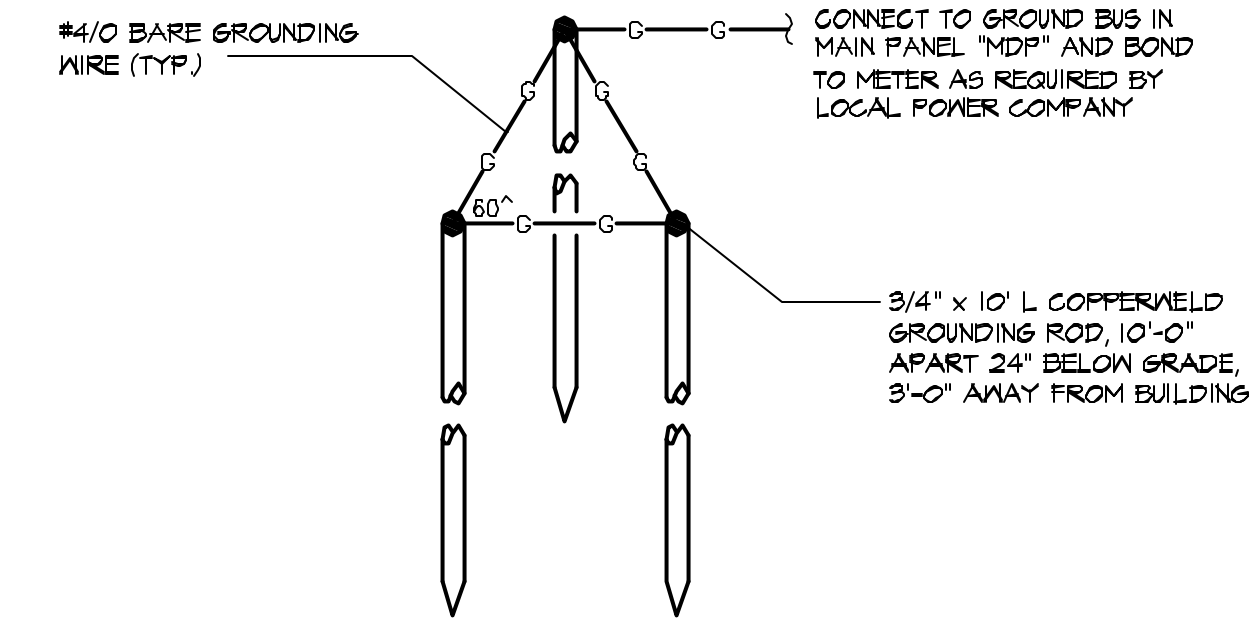
**SEQUENCE OF OPERATIONS:**  
 THE TIMECLOCK SHALL BE PROGRAMMED TO TURN "OFF" ALL INTERIOR LIGHTING CIRCUITS DURING THE DESIGNATED "AFTER HOURS" TIMEFRAME. THE EC SHALL ALSO PROVIDE AND INSTALL ONE (1) OVER-RIDE BUTTON AS SHOWN TO ALLOW FOR ONE (1) ONE-HOUR OVER-RIDE. THE TIMECLOCK SHALL BE PROGRAMMED FOR "OFF" AT MIDNIGHT & BACK ON AT 6 AM THE NEXT DAY. ALL NITE LIGHTS AND EXIT LIGHTS ARE WIRED AHEAD OF THIS CONTROL CIRCUIT TO BE "ON" AT ALL TIMES FOR SECURITY AND EGRESS LIGHTING PURPOSES.

**2** BASEMENT LEVEL INTERIOR LIGHTING ENERGY COMPLIANCE "AUTO-OFF" CONTROL SCHEMATIC  
 E9 SCALE: N.T.S.



EXTERIOR LIGHTS SHALL BE PHOTOCELL "ON" AND TIMECLOCK "OFF" CONTROLLED. SET TIMECLOCK FOR "OFF" AT MIDNIGHT AND BACK "ON" AT 7 AM.

**4** PHOTOCELL AND TIMECLOCK CONTROLLED EXTERIOR LIGHTING SCHEMATIC  
 E9 SCALE: N.T.S.




- NOTE:**
- AC SYSTEM GROUND SHALL MEET ALL APPLICABLE REQUIREMENTS OF NEC 250.
  - METAL FRAME OF BUILDING, UNDERGROUND METAL PIPING AND METAL WATER PIPING SHALL BE BONDED TO AC SYSTEM GROUND AT WIREWAY PER NEC 250.
  - EC SHALL ALSO BOND TO RE-BAR IN FOUNDATION/SLAB TO SERVE AS A UFER GROUND PER THE NEC.

**1** GROUNDING TRIAD DETAIL  
 E9 SCALE: N.T.S.

**REVISIONS**

1	
2	
3	
4	
5	

THE DESIGN AND/OR SPECIFICATIONS AS SHOWN ON THIS DRAWING AND/OR COPIES THEREOF ARE THE EXCLUSIVE PROPERTY OF THE ARCHITECT IN ACCORDANCE WITH ALL COPYRIGHT LAWS. ANY USE OF THIS DRAWING AND/OR COPIES WITHOUT WRITTEN PERMISSION OF THE ARCHITECT IS PROHIBITED.



new facility for:  
 washington  
 seventh day  
 baptist church  
 CRITTENDEN @ 16TH, WASHINGTON, D.C.

project no.	2K70609
dwn by:	chk by:
TC	GWL
date:	JULY 31, 2009
scale:	AS SHOWN
sheet no:	E9